

Neues vom ESC 2007

Arrhythmien




Claudia Strunk-Müller
Städtische Kliniken Bielefeld-Mitte



ESC Congress 2009
Vienna - Austria
1-5 September

Arrhythmien



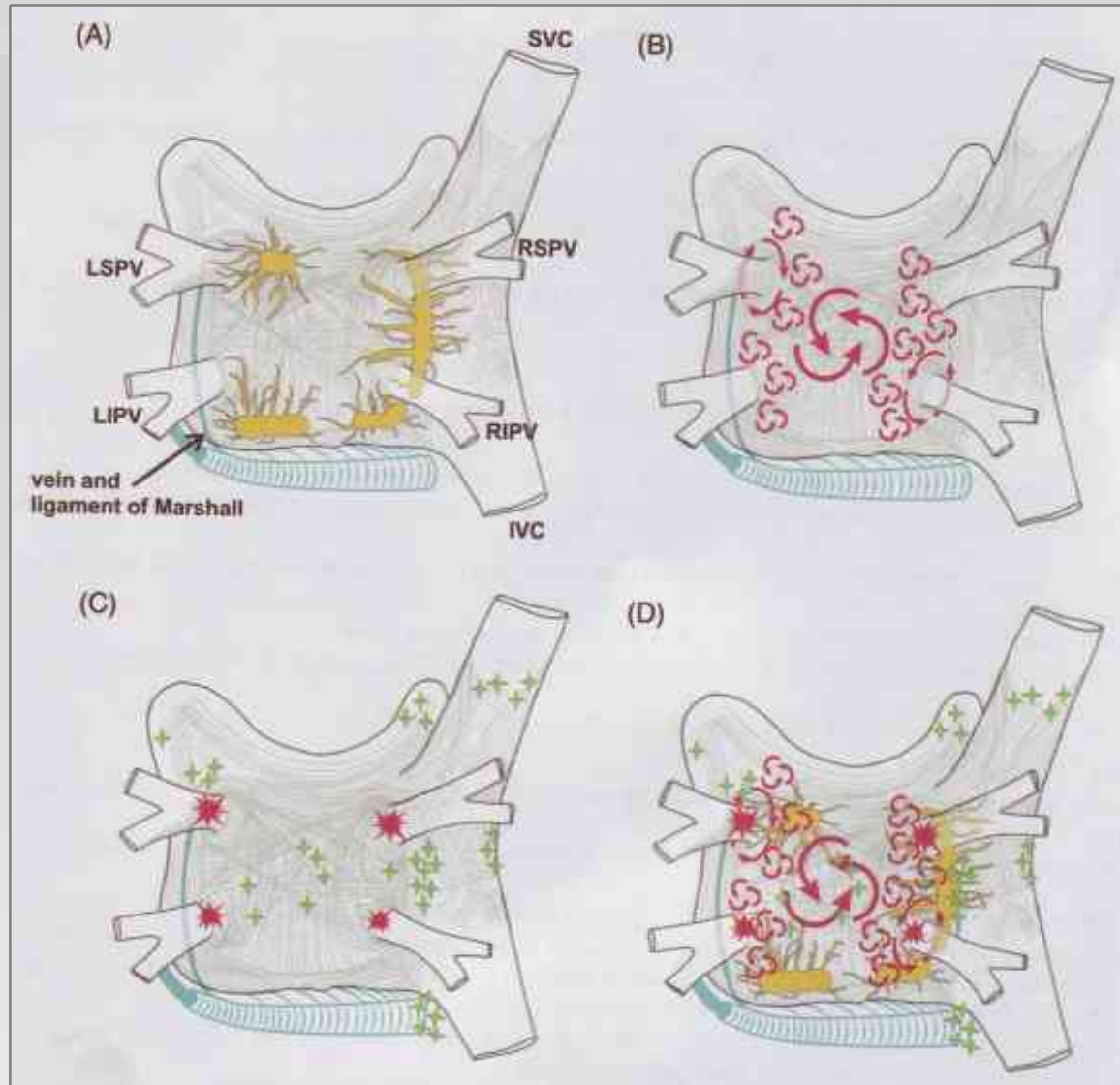

Vorträge und Poster im Gesamtkongress	4929
Vorhofflimmern	140
Katheterablation	63
Supraventrikuläre Arrhythmien	9
EKG und Arrhythmiediagnose	9
Synkope	34
Mechanismen von Arrhythmien	41
Genetik von Arrhythmien	14
Antiarrhythmika	20

5,49%




ESC Congress 2009
Vienna - Austria
1-5 September

Vorhofflimmern

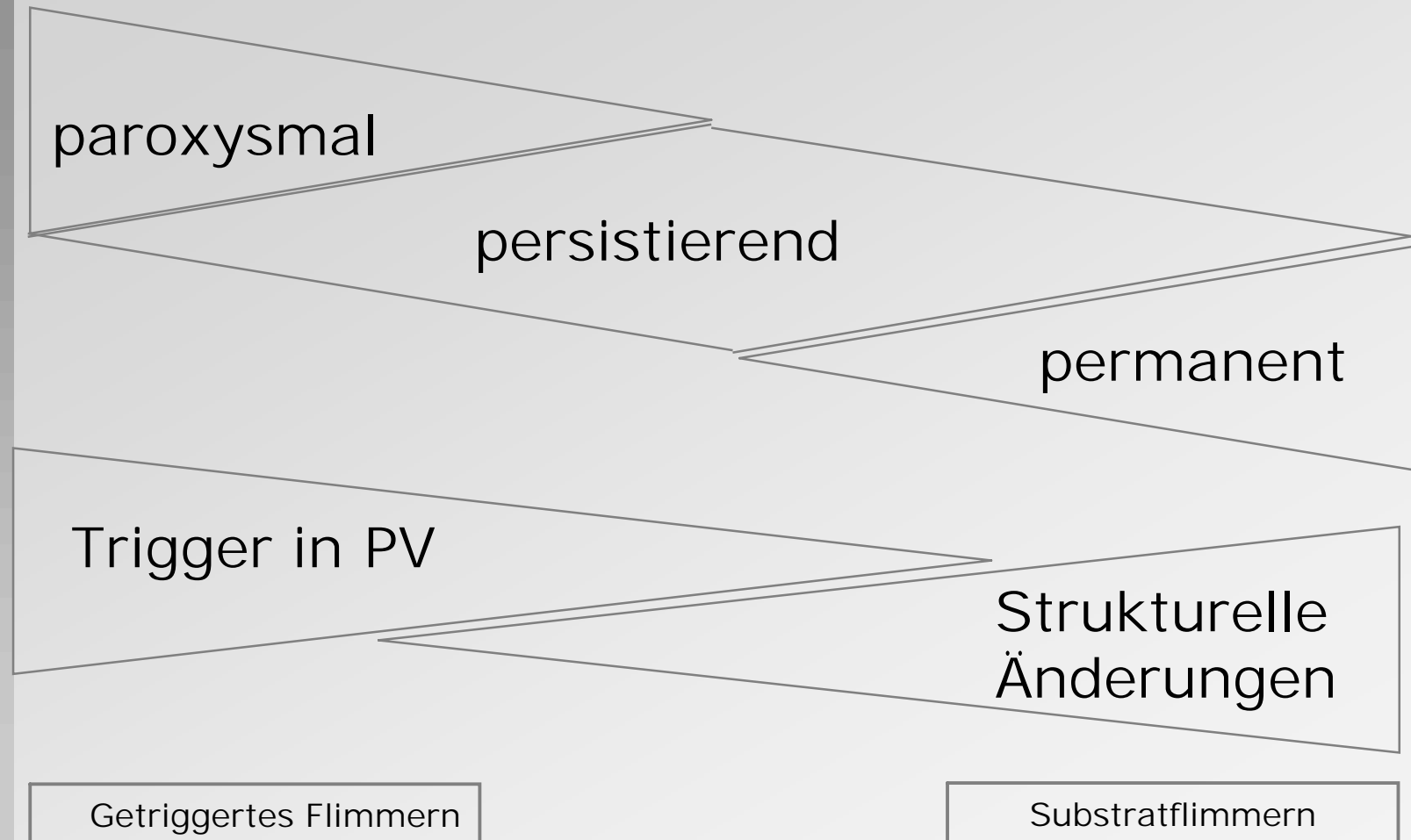





Strategien bei Vorhofflimmern



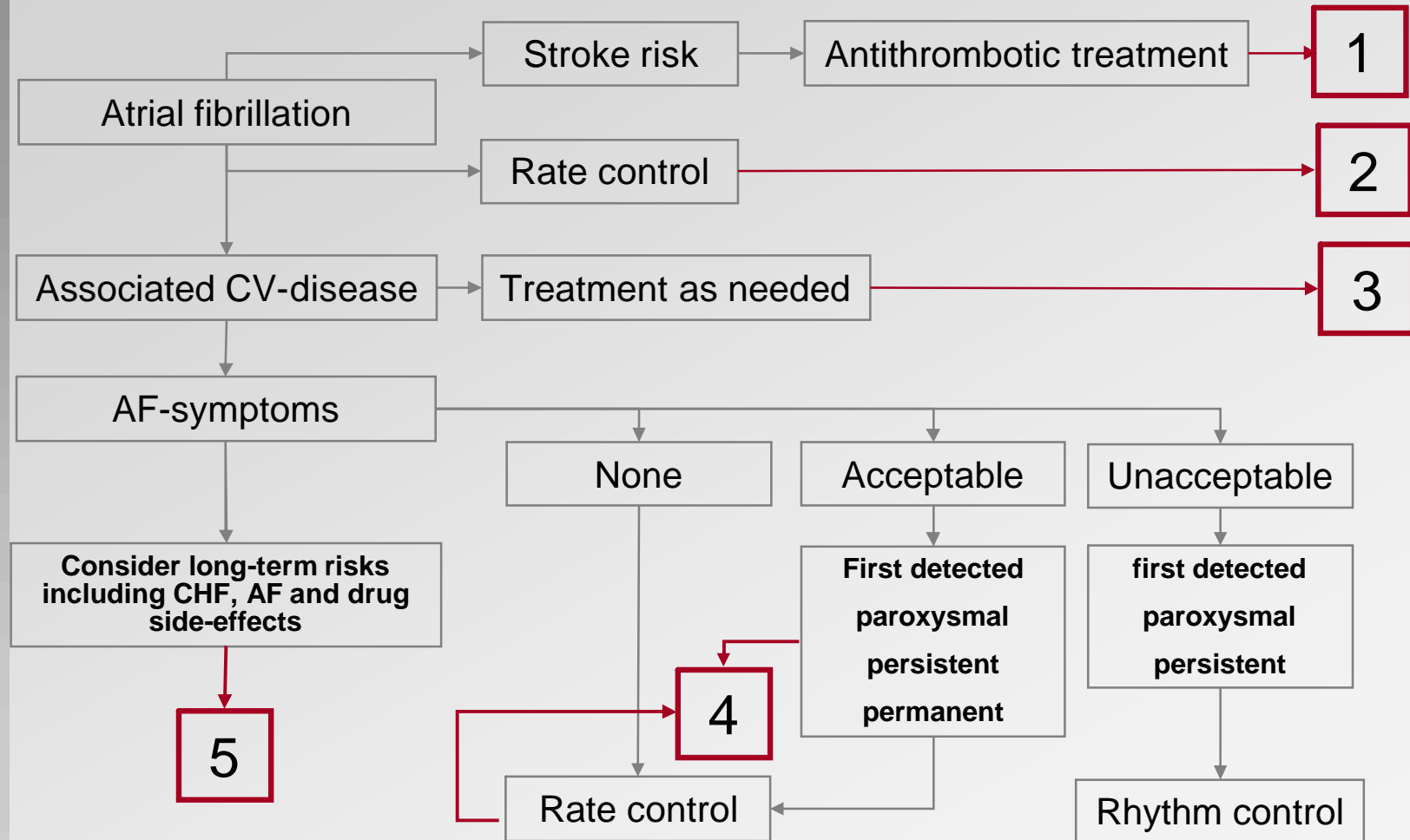
Rate or Rhythm?




Decisions and Data



Managing Patients with atrial Fibrillation





Managing Patients with atrial Fibrillation

1

Antikoagulation ASS (CHADS₂-Score 0-1)
Vit.-K-Ant. (CHADS₂-Score 2-6)

2

Frequenzkontrolle: β -Blocker, Digitalis, Verapamil

3


Grunderkrankung behandeln:
ACE-I + CSE-I reduzieren Afib¹

4

Symptombezogene Rhythmuskontrolle:
Pill-in-the-Pocket, Amiodaron, KV

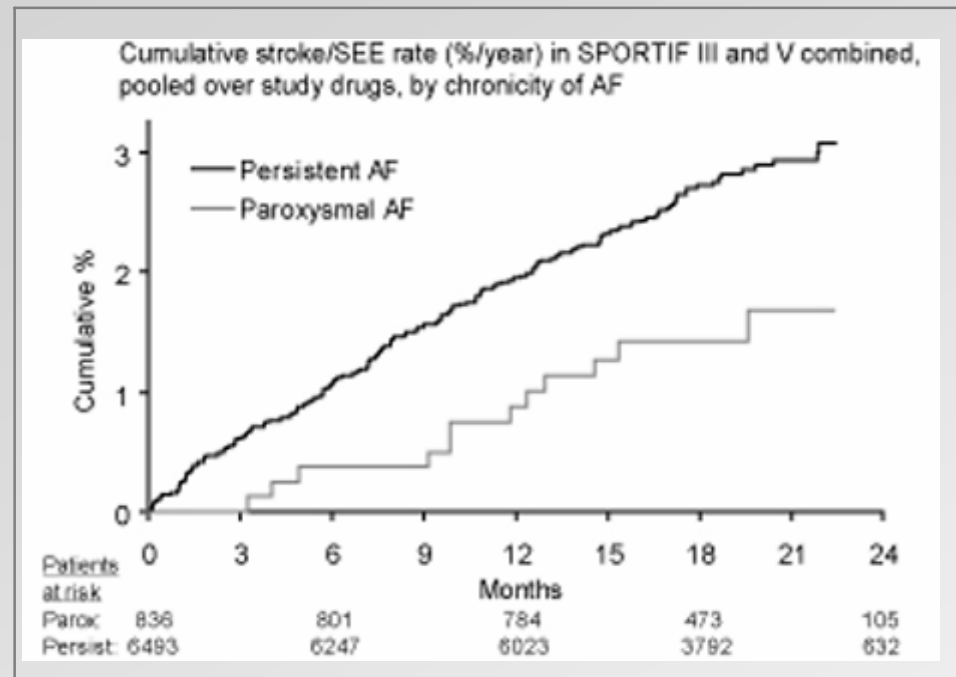
5

Abwägen von Langzeitrisiken
Herzinsuffizienz, Afib, Medikamenten-NW



Stroke and thromboembolism in anticoagulated patients with paroxysmal vs. persistent atrial fibrillation

1




	Paroxysmales Vorhofflimmern	Persistierendes Vorhofflimmern	p
Event-Rate für syst. embolisches Ereignis	0,93%	1,73%	0,037*
> 2 RF für Insult	1,27%	2,08%	
≥ 75 J	1,13%	2,38%	0,075

* Nach Adjustierung für Insult-RF, Geschlecht, Aspirin-Einnahme



Decisions and Data



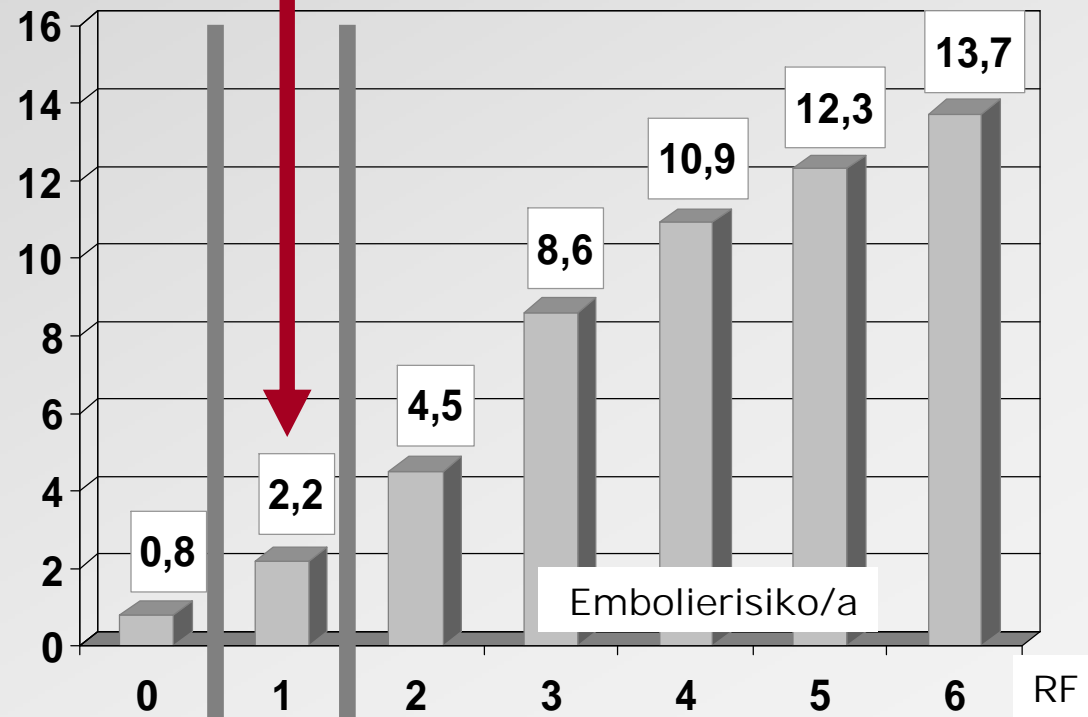
Managing Patients with atrial Fibrillation

1

Embolierisiko bei nicht valvulärem Vorhofflimmern: CHADS2-Score

VKA evtl. wenn Alter >65 J, weibl., KHK

Herzinsuffizienz	1
Arterielle Hypertonie	1
Alter > 75 J	1
Diabetes	1
Insult / TIA	2




Keine Antikoagulation oder ASS

Marcumar




Plasminogen activator inhibitor-1 activity predicts rhythm outcome after electrical cardioversion for atrial fibrillation



- ♥ CAPRAF (Candesartan in the Prevention of Relapsing Atrial Fibrillation)
- ♥ Randomisierung Candesartan ⇔ Placebo
- ♥ Bestimmung bei Studienbeginn und –ende:
 - ♥ Plasminogen-Aktivator Inhibitor-1 (PAI-1)
 - ♥ Tissue Plasminogen-Aktivator
- ♥ Ergebnis:

♥ PAI-1 bei SR	9,5 U/ml (7.4, 12,7)
♥ PAI-1 bei Afib	14,1 U/ml (9.1, 23,1) (p=0,001)
- ♥ Schlussfolgerung:
 - ♥ ↑ PAI-1-Aktivität vor elektrischer Kardioversion ist ein Prädiktor für ein Afib-Rezidiv

Decisions and Data



Managing Patients with atrial Fibrillation

Rate or Rhythm?

3

AFFIRM

Determinanten der Prognose

Höheres Sterberisiko

♥ Alter	<0,0001
♥ KHK	<0,0001
♥ Herzinsuffizienz	<0,0001
♥ Diabetes	<0,0001
♥ Insult / TIA	<0,0001
♥ Rauchen	<0,0001
♥ LV-Dysfunktion	0,0007
♥ Mitralinsuffizienz	0,004

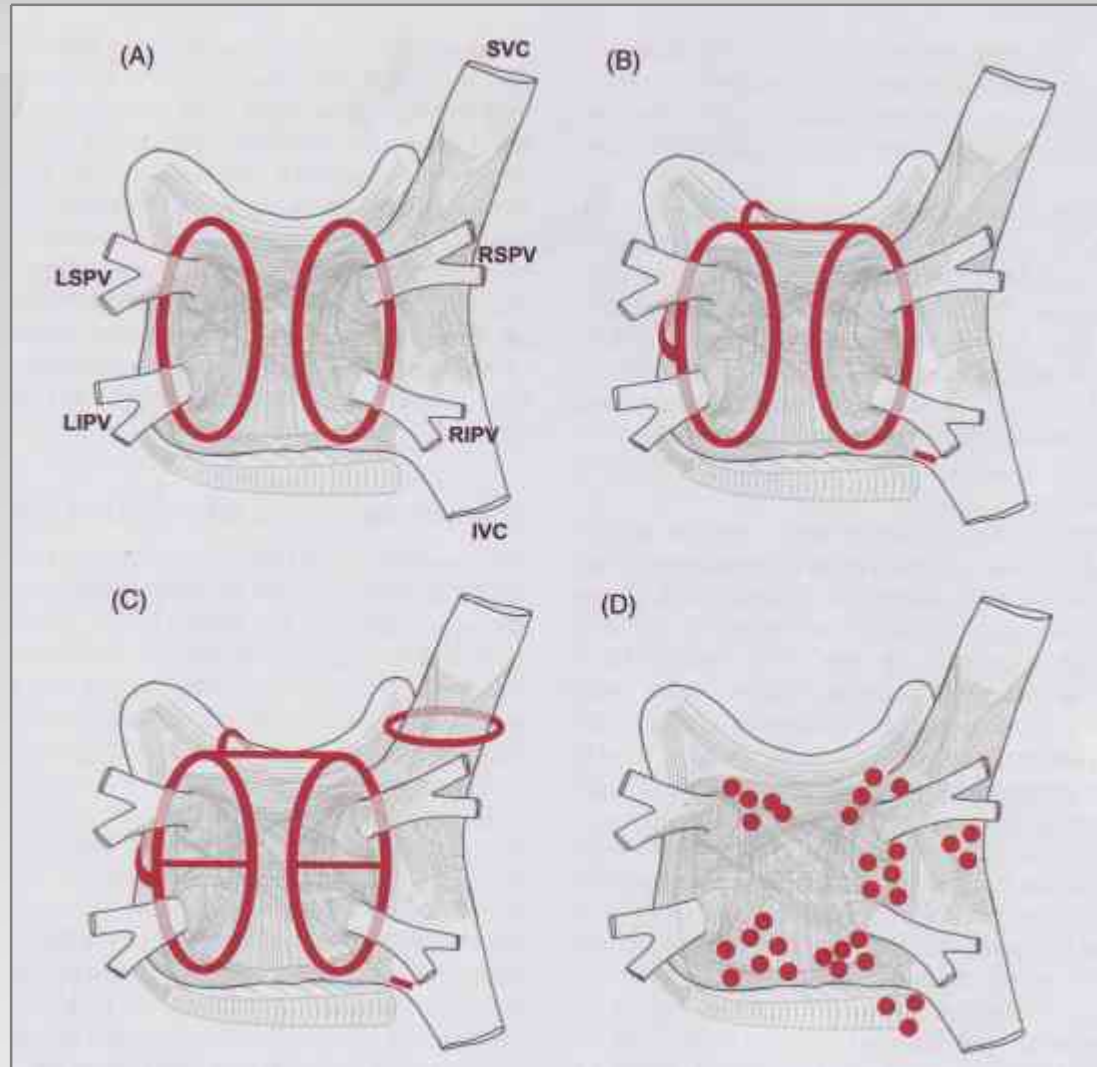

Niedrigeres Sterberisiko

♥ SR	<0,0001
♥ Vit.-K-Ant.	<0,0001
♥ Digoxin	0,007



ESC Congress 2009
Vienna - Austria
1-5 September


Strategien bei Ablation von Vorhofflimmern





ESC Congress 2009
Vienna - Austria
1-5 September

Strategien bei Ablation von Vorhofflimmern



EUROPEAN
SOCIETY OF
CARDIOLOGY®

Europace (2007) 9, 335–379
doi:10.1093/europace/eum120

EHRA SCIENTIFIC STATEMENT

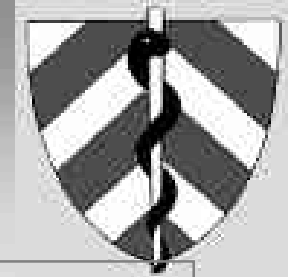
HRS/EHRA/ECAS Expert Consensus Statement on Catheter and Surgical Ablation of Atrial Fibrillation: Recommendations for Personnel, Policy, Procedures and Follow-Up

A report of the Heart Rhythm Society (HRS) Task Force on Catheter and Surgical Ablation of Atrial Fibrillation

Developed in partnership with the European Heart Rhythm Association (EHRA) and the European Cardiac Arrhythmia Society (ECAS); in collaboration with the American College of Cardiology (ACC), American Heart Association (AHA), and the Society of Thoracic Surgeons (STS).



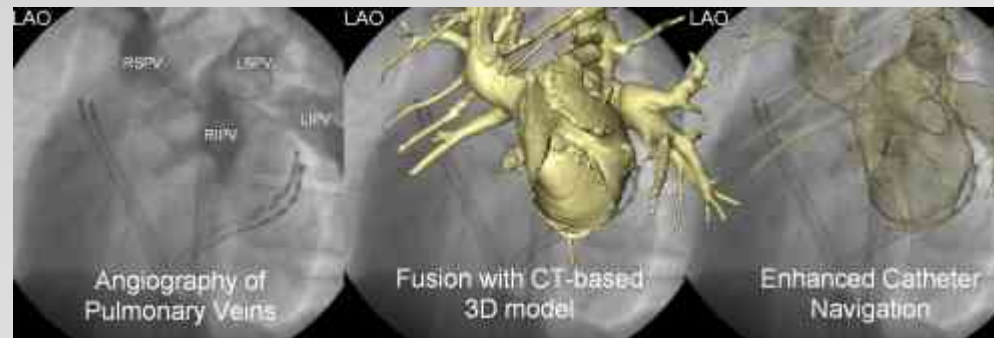

Ablation von Vorhofflimmern



„Catheter ablation is a reasonable alternative to pharmacological therapy to prevent recurrent AF in symptomatic patients with little or no LA enlargement“

1. Symptomatisches Vorhofflimmern therapierefraktär oder Unverträglichkeit von mindestens einem Antiarrhythmikum der Klasse 1 oder 3
2. Selten kann als erste Therapie eine Ablation durchgeführt werden
3. Ausgewählte symptomatische Patienten mit Herzinsuffizienz und / oder reduzierter EF
4. Ein linksatrialer Vorhofthrombus ist eine Kontraindikation zur Katheterablation von Vorhofflimmern

Fusion of CT-based 3D-models of the left atrium and biplane fluoroscopic imaging to assist ablation of atrial fibrillation



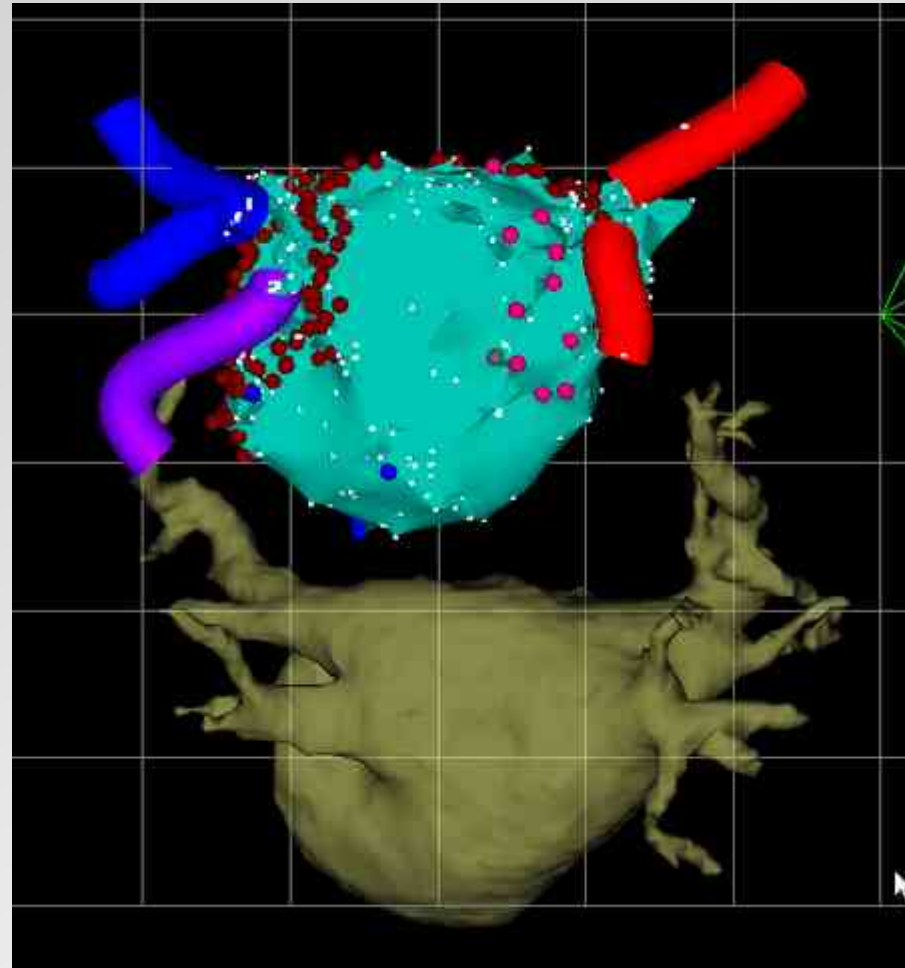

The fusion of left atrial 3D models with fluoroscopic imaging provides a significant aid during AF ablation.
Selective angiography of all 4 PVs seems necessary to obtain accurate registration.



ESC Congress 2009
Vienna - Austria
1-5 September


Bielefeld:

Fusion eines MRT-basierten 3D-Modells des linken Vorhofs mit Integration in eine elektroanatomische Rekonstruktion des linken Vorhofes (Carto-Map®) zur Optimierung der Ablation von Vorhofflimmern





ESC Congress 2009
Vienna - Austria
1-5 September



Herzlichen Dank
für Ihre Aufmerksamkeit